

WISCONSIN STATE FAIR



An NGC Standard Flower Show

PRESENTED BY


Floral Designers of Wisconsin

Thursday, Aug. 7 through Sunday, Aug. 10, 2025

10am to 8pm

State Fair Park
Grand Champion Hall
640 S 84th Street
West Allis, WI 53214
Free Admission to State Fair Attendees

MEMBER OF
National Garden Clubs, Inc.
Central Region
Wisconsin Garden Club Federation
Milwaukee District



Contents

Flower Show Chairmen and Committees	1
General Show Rules	2
Awards.....	3
Division I – Design Rules	5
Division I – Design – “Diggin' Summer”	6
Section A. “No Digging Here” – Tables	6
Section B. “Rock, Roll and Rhythm” – Creative Designs.....	7
Scale of Points for Designs	8
Division II – Horticulture Rules.....	8
Division II – Horticulture – “Life Is a Garden – Dig It”	9
Section A. “This Year’s Beauty” – Flowering Annuals	9
Section B. “Flower Power” – Flowering Perennials	10
Section C. “Outta Sight” – Bulbs, Corms and Tubers	10
Section D. “Far Out Foliage” – Hosta	10
Section E. “Cool Shades” – Trees	10
Section F. “Woody Beauties” – Shrubs	11
Section G. “In the Groove” – Flowering Container-Grown Plant/s.....	11
Section H. “Mixin' It Up” – Flowering and/or Foliage Combination Planting	11
Scale of Points for Horticulture – Sections A to G	12
Scale of Points for Horticulture – Section H.....	12
Division III – Education Rules	13
Division III – Education Exhibits – “Diggin' Native Wisconsin”	13
Exhibit 1. “The Woodland”	13
Exhibit 2. “The Prairie”.....	13
Scale of Points for Education Exhibits.....	13

Flower Show Chairmen and Committees


Executive Chairman	Kitty Larkin	920-379-4194c
General Chairman	Carol Catlin Lynnette Rakun	920-427-2435c 920-946-1673c
Schedule	Liz Murken Kitty Larkin Norma McReynolds Maureen Wild-Gordon Katie Jackson Lynnette Rakun Nancy Gregory Carol Catlin Marion Books Gretchen Vest	920-379-4194c 262-295-2922c 608-215-3030c 608-287-6501c 262-236-9136c 920-946-1673c 414-916-1244c 920-427-2435c 920-810-5301c 262-338-6645
Schedule Digital Design	Norma McReynolds	608-215-3030c
Staging	Carol Catlin Lynnette Rakun	920-427-2435c 920-946-1673c
Signage	Norma McReynolds	608-215-3030c
Entries	<i>Design</i> – Liz Murken <i>Horticulture</i> – Maureen Wild-Gordon	920-379-4194c 608-287-6501c
Placement/Classification	<i>Design</i> – Liz Murken <i>Horticulture</i> – Maureen Wild-Gordon Marion Books Carol Catlin	920-379-4194c 608-287-6501c 920-810-5301c 920-427-2435c
Educational Exhibits	Nancy Gregory	414-916-1244c
Clerks	Nancy Gregory	414-916-1244c
Judges/Luncheon	Kitty Larkin	262-295-2922c
Hostesses (Friday, Saturday and Sunday)	Gretchen Vest Katie Jackson	262-338-6645 262-236-9136c
Awards	Kitty Larkin	262-295-2922c
Publicity	Norma McReynolds	608-215-3030c
Hospitality	Carol Catlin	920-427-2435c

General Show Rules

1. This flower show conforms to the standards established by National Garden Clubs, Inc. (NGC). The *Handbook for Flower Shows* (HB), 2017 Edition, with any revisions or corrections listed on the NGC website, is the authority for all issues not covered by the schedule which is the law of the show.
2. All members of the Wisconsin Garden Club Federation (WGCF) may enter both the Design and Horticulture Divisions.
3. Entries in the Design Division must be pre-registered with the Design Entries Chairman, **Liz Murken** at lizmurken@gmail.com or 920-379-4194. The Design Entries Chairman will prepare all entry cards for design classes and give them to the Design Placement Chairman the day of the show.
4. Horticulture entry cards will be available from **Carol Catlin** at crcat34@gmail.com or 920-427-2435 on June 1, 2025. **Horticulture exhibitors should fill out entry cards in advance in waterproof ink or typed.** Additional horticulture entry cards will be available at the show.
5. Each exhibitor is limited to one entry per class except in the Horticulture Division. Exhibitor may make more than one horticulture entry per class if each is a different species, variety, cultivar, type or color.
6. **All exhibits will be accepted from 6 to 9 AM, Thursday, August 7, 2025 in the Grand Champion Hall.**
7. Judging will begin promptly at 10 AM by NGC Accredited Judges. Only the General Chairman, Classification Chairmen, Judges and Clerks will be allowed on the show floor during the time of judging. Judging will be by the NGC Standard System of Awarding, HB p. 5 and any additions found on the NGC website. The General Chairman and Classification Chairman for each division are available during judging for possible consultations.
8. The Classification Chairman for each Division will check exhibits for conformity to the schedule prior to judging. They have the authority to disqualify any entry not conforming to the schedule and/or not of flower show quality. Final determination for conformance is the judges' responsibility.
9. The National Garden Clubs, Inc. Standard system of Awarding shall be used in each class or sub-class. Only one first place (blue) ribbon (must score 90 or above), one second place (red) ribbon (must score 85 or above), one third place (yellow) ribbon (must score 80 or above) and one or more honorable mention (white) ribbons (must score 75 or above) may be placed at the discretion of the judges, whose decisions shall be final.
10. All blue ribbon winning exhibits **must** be signed and dated by an NGC Accredited Judge on the judging panel. All non-blue ribbon exhibits scoring 90 and above must be so designated on the entry card, signed and dated by an Accredited Judge on the judging panel. All other entry cards must be initialed by an Accredited Judge on the judging panel.

(General Show Rules continued)

11. Decisions of the judges are final. Awards may be withheld if not merited.
12. There must be an emphasis on **fresh** plant material. No artificial plant material is permitted in any exhibit in any division.
13. Exhibits must remain in place until the flower show closes.
14. Exhibitors are responsible for their design and must provide a substitute (including set up and take down) if unable to exhibit. Exhibits/properties must be removed between 7 and 9 AM on Monday, August 11, 2025 from Grand Champion Hall.
15. All personal property should be clearly labeled. Floral Designers of Wisconsin will exercise all possible care of exhibits and will not assume any responsibility for loss or damage.
16. Plants on Wisconsin's Endangered or Threatened Species List must be grown by exhibitor. Plants on the Invasive List will not be accepted.



Awards

Standard System of Awards

The Standard System of Awards of National Garden Clubs, Inc. will be used:

Blue Ribbon (1)	First Place	90 or above
Red Ribbon (1)	Second Place	85 or above
Yellow Ribbon (1)	Third Place	80 or above
White Ribbon (many)	Honorable Mention	75 or above

National Garden Clubs, Inc. Awards Division I – Design Awards

General Requirements: A minimum of four exhibits per class. There are two sections of three classes each for a total of 24 exhibits. Each exhibit is the work of one individual. Only one Design Division Award may be offered in any NGC Flower Show. (See *Handbook for Flower Shows*, Chapter 5, Awards.)

Award of Design Excellence, a Division Award

This award is offered and awarded to a Blue Ribbon Winner, scoring 95 or above and deemed the highest scoring exhibit in the entire Design Division (I). Rosette of gold ribbons. **One** may be awarded.

(Awards continued)

Table Artistry Award, a Section Award

This award is offered and awarded to a named Blue Ribbon Winner scoring 95 or above and judged the best in **Section A, Classes 1, 2, and 3** are eligible. The award is a rosette of burgundy ribbons. **One** may be awarded.

Designer's Choice Award, a Section Award

This award is offered and awarded to a named Blue Ribbon Winner scoring 95 or above and judged the best in **Section B, Classes 4, 5, and 6** are eligible. Award is a rosette of purple ribbons. **One** may be awarded.

Division II – Horticulture Awards

Award of Horticultural Excellence, a Division Award

This award is offered and awarded to the highest scoring Blue Ribbon Winner, scoring 95 or above and correctly named exhibit in the entire Horticulture Division. Award is a rosette of green, orange, and blue ribbons, **One** may be awarded. (See *Handbook for Flower Shows*, Chapter 5, Awards.)

Award of Merit, a Section Award

This award is offered and awarded to the highest scoring Blue Ribbon Winner, scoring 95 or above and correctly named exhibit in each of the following Sections: **A, B, C and D**. The award is a rosette of orange ribbons. **Four** may be awarded. (See *Handbook for Flower Shows*, Chapter 5, Awards.)

Arboreal Award, a Section Award

This award is offered and awarded to the highest scoring Blue Ribbon Winner, scoring 95 or above and correctly named exhibit and judged the best for cut trees or shrubs in **Sections E and F**. Award is a rosette of green ribbons. **Two** may be awarded. (See *Handbook for Flower Shows*, Chapter 5, Awards.)

Grower's Choice Award, a Section Award

This award is offered and awarded to the highest scoring Blue Ribbon Winner, scoring 95 or above and correctly named exhibit and judged the best of container/s and multiple plantings. Eligible Sections are **G and H**. Award is a rosette of dark green ribbons. **Two** may be awarded. (See *Handbook for Flower Shows*, Chapter 5, Awards.)

Division III – Education Exhibits Awards

Educational Top Exhibitor Award, a Division Award

This award is offered and awarded to a Blue Ribbon Winner scoring 95 or above if all NGC Top Exhibitor Requirements for the Educational Award are met. Must be judged by the NGC Standard System of Awarding. **Exhibits 1 and 2** are eligible. Only **one** is awarded. Rosette is of brown and white ribbons. (See *Handbook for Flower Shows*, Chapter 5, Awards.)

Division I – Design Rules

1. The NGC Exhibit Policies are printed in the *Handbook for Flower Shows*, Chapter 7 Exhibiting in the Design Division, NGC Policies and Guidelines.
2. Some plant material must be used in every exhibit. This includes fresh and/or dried plant material.
3. An exhibitor may enter multiple Classes within the Design Division, but only one (1) exhibit per class.
4. The exhibit entered into competition must be the work of only one (1) exhibitor and exhibitor's name must appear on entry card.
5. If the designer is unable to fulfill the assignment, it is the designer's responsibility to provide a substitute.
6. If the Designer is unavailable to transport and/or set up his/her completed design, a substitute person may enter the exhibit for the designer. The designer may receive exhibiting credit if needed.
7. A single flower is not a design. Container-grown plants are fresh plant material and are permitted in the Design Division where appropriate, but are **never** considered a floral design.
8. Landscapes, scenes or anything representing actual items of clothing, person, animal, etc., are not considered acceptable in the Design Division.
9. Religious symbols used in a design must be displayed in a respectful manner.
10. When Design techniques are required, they must be listed on a card.
11. Advance registration with the Design Entries Chairman is required by July 1, 2025. A member may enter as many classes as desired, but may make only one entry in a class. To register, contact **Liz Murken** at 920-379-4194 or lizmurken@gmail.com.
12. Plant material, including foliage, uncut fruit and vegetables, flowers and branches are permitted.
13. Plant material need not have been grown by designer.
14. The following are permitted: sea fans, coral, sponges, bones, antlers, nests and naturally shed feathers from non-endangered species.
15. The following are not permitted: treated fresh plant material, artificial fruit, artificial flowers or foliage, prepared food or candy, cut fresh fruit and vegetables, lighted candles, live or taxidermy insects or animal.
16. American and other national flags are not permitted.
17. Dried plant material, including decorative wood, may be treated.
18. Use of components other than plant materials in design should be checked with the *Handbook for Flower Shows*, pp. 80 and 81 for conformance.
19. The exhibitor is required to conform to the stated description and limitations of the Design Type, if named in the class.

(Division I – Design Rules continued)

20. Rules for Design Types, Advanced Design Types, Table Designs and Table Appointments are printed in the *Handbook for Flower Shows*, Chapters 7.
21. Designer is on her/his honor that the design being entered has not been previously entered or previously judged in an NGC flower show.
22. All plant material used in the design must be identified on card, 3" x 5" provided by the exhibitor and included with the entry tag.
23. The Scale of Points for the Design Division is listed in this schedule on page 8. (See *Handbook for Flower Shows*, Chapter 14.)
24. Exhibitors may **not** remove any comment card placed by the Judges until the closing of the show.



Division I – Design Sections and Classes

"Diggin' Summer"

Eligible for Award of Design Excellence, a Division Award

Section A. "No Digging Here"

Eligible for the Table Artistry Award

Class 1. **"Taste For Two"** (4 entries)

A FUNCTIONAL INFORMAL TABLE for two. Casual table planned and set for actual food service. Convenience and sense of order must prevail. A decorative unit must be included. Coordination of components must be balanced within the allotted space. Staged on a 36" round table, 29" from floor. Designer's choice of plant materials and components. (See *Handbook for Flower Shows*, pp. 76-77.)

Class 2. **"Summer Get Togethers"** (4 entries)

AN EXHIBITION TABLE – not meant to be functional. Created artistically to suggest the service of food with no requirements as to type or number of table appointments. Must include a completed decorative unit. Staged on a gray platform 40" from the floor. Space allowed is 30" wide by 40" high by 20" deep. Exhibitor required to provide a staging panel and underlay. Designer's choice of plant materials and components. (See *Handbook for Flower Shows*, pp. 76-77.)

(Design Sections and Classes continued)

Class 3. “Catch Some Rays” (4 entries)

AN EXHIBITION TABLE – not meant to be functional. Created artistically to suggest the service of food with no requirements as to type or number of table appointments. Must use some plant material as needed for the overall design. Staged on a gray platform 40" from floor. Space allowed is 24" wide by 36" high and 20" deep. Staging panel and underlay required and to be provided by exhibitor. A frame or frames are permitted. Designer's choice of plant materials and components. (See *Handbook for Flower Shows*, pp. 76-77.)

Section B. “Rock, Roll and Rhythm”

Eligible for Designer's Choice Award

Class 4. “Sweepin' Beauties” (4 entries)

A CASCADE DESIGN with an emphasis on a downward rhythmic movement. The downward lines may be curved, straight, zigzag, interrupted or may be a combination. The design is supported by a container or other device. A minimum of components may extend upward. Space allowed is 24" by 24" square and 36" high. Staged on a 36" tall black pedestal with a 24" square top in front of a beige wall. Underlay is optional, provided by the exhibitor. Designer's choice of plant material and components. (See *Handbook for Flower Shows*, p. 73.)

Class 5. “City Scape” (4 entries)

AN ANGULAR DESIGN which is a creative design emphasizing strong angles that may be acute, obtuse, reflex, right angles or combination of angles. Space allowed is a minimum of 36" high and 20" by 20" square. Staged on a low table, 18" high with a 20" by 20" square top, provided by the Staging Committee. Table may be topped with an underlay or board, such as foamcore, provided by the exhibitor. Designer's choice of plant materials and components. (See *Handbook for Flower Shows*, p. 73.)

Class 6. “Good Vibrations” (4 entries)

A MULTI-RHYTHMIC DESIGN with emphasis on two (2) or more rhythms in the design with one (1) rhythm dominating. Lines create two (2) or more separate and distinct rhythms, each creating a different pattern and movement unlike the other. Lines may go in any direction, be continuous, interrupted and/or crossed. Space allowed is a minimum of 40" high and 36" by 36" square. Staged in front of a black curtain on a black 36" square platform that is 18" high provided by the Staging Committee. Designer's choice of plant materials and components. (See *Handbook for Flower Shows*, p. 75.)

Scale of Points for Designs

See *Handbook for Flower Shows*, p.130.


Criteria	Points
Conformance	
To Type	7
To Schedule Requirements	7
Design Principles	48
Selection of Components	8
Organization of Components	8
Expression	8
Distinction	14
Total	100

Division II – Horticulture Rules

1. The NGC Exhibit Policies are printed in the *Handbook for Flower Shows*, Chapter 6, Exhibiting in the Horticulture Division.
2. The rules for a single species cut or container-grown specimen are listed in the *Handbook for Flower Shows* or its supplement, Horticulture Exhibiting and Judging.
3. If a plant is considered a flowering plant, it should be exhibited as a flowering specimen. Foliage plants may be flowering but should be exhibited as a foliage plant if they are grown and exhibited for their leaves.
4. Specimens with a class designation in the schedule may not be entered in the “Any Other Worthy Named Specimen” class.
5. All exhibits must be **fresh** and have been grown by the exhibitor.
6. Exhibit must have been in the possession of the exhibitor for at least 90 days. Three or more plants in the same container must have been grown together for a minimum of six (6) weeks. Arboreal exhibits must have been in the possession of the exhibitor for at least 6 months. Trough exhibits must have been growing together for at least 6 months. Exception: early maturing seeds/transplants; forced bulbs, corms/tubers/rhizomes; and early maturing crops. See the chart in the *Handbook for Flower Shows*, p. 55 for specifics.
7. **Exhibitor should fill out entry cards in advance with waterproof ink or typed.** Refer to the *Handbook for Flower Shows*, Chapter 6 for a correctly completed entry card.
8. Plant material must be in its natural state and may not be altered by application (treatment) of oil or commercial “shine” products that change the natural appearance. No wiring of specimens is permitted.
9. **Exhibitor should bring each cut specimen to the flower show in a clear transparent, colorless, glass bottle.** Wedging material will be available if needed.
10. Only foliage and/or flowers naturally grown and still attached to the specimen are permitted. Unattached foliage is never included with a cut bloom specimen.

(Division II – Horticulture Rules continued)

11. Cut specimens should not have foliage below the water line, except for *Gladiolus*.
12. Each exhibitor is responsible for the complete and correct labeling of entries (binomial name: genus, specific epithet, cultivar) and the common name, if possible. A plant must be identified by its binomial name or its currently accepted scientific identification to be eligible for a Top Exhibitor Award. Common names may be added following binomial name. See powo.science.kew.org for help. (See Horticulture Awards on page 4.)
13. An exhibitor may enter as many exhibits in any one class, or subclass, as the schedule permits. However, each exhibit must be a different cultivar, color or type.
14. Double potting permitted. Inner pot must not be visible.
15. Maximum size of container for container-grown plants is 12".
16. Top dressing such as pebbles, sand etc. is permitted on container-grown plants.
17. Cut branches/stems not to exceed 30" from apical tip of specimen to cut end.
18. The Horticulture Classification Committee Chairman and/or General Show Chairman are free to subdivide classes by color, form, size, cultivar or other distinguishing characteristics.
19. The Scales of Points for Horticulture are located in Chapter 14 of the *Handbook for Flower Shows*. They are listed in this schedule on page 12.



Division II – Horticulture Sections and Classes

"Life Is a Garden – Dig It"

Eligible for Award of Horticultural Excellence, a Division Award

Section A. "This Year's Beauty"

Eligible for Award of Merit, a Section Award

Flowering Annuals – one cut stem, flowering with foliage, 30" maximum length.

- Class 1. *Amaranthus* (Amaranthus)
- Class 2. *Celosia* (Celosia) 2 sets of leaves
- Class 3. *Helianthus* (Sunflower) 2 sets of leaves
- Class 4. *Pelargonium* (Geranium)
- Class 5. *Petunia* (Petunia)
- Class 6. *Salvia* (Salvia)
- Class 7. *Tagetes* (Marigold)
- Class 8. *Zinnia* (Zinnia) 2 sets of leaves
- Class 9. Any Other Worthy Named Specimen

(Horticulture Sections and Classes continued)

Section B. “Flower Power”

Eligible for Award of Merit, a Section Award

Flowering Perennials – one cut stem with foliage, 30" maximum length.

Class 10. *Asclepias* (Milkweed)

Class 11. *Aster* (Aster) 2 sets of leaves

Class 12. *Astilbe* (False Spirea)

Class 13. *Coreopsis* (Tickseed)

Class 14. *Echinacea* (Coneflower) 2 sets of leaves

Class 15. *Eupatorium* (Joe Pye Weed)

Class 16. *Liatris* (Blazing Star)

Class 17. *Lobelia* (Lobelia)

Class 18. *Rudbeckia* (Black-Eyed Susan) 2 Sets of leaves

Class 19. *Salvia* (Salvia)

Class 20. *Verbena* (Verbena)

Class 21. Any Other Worthy Named Specimen

Section C. “Outta Sight”

Eligible for Award of Merit, a Section Award

Bulbs, Corms and Tubers – one cut stem, flowering, maximum length 30".

Class 22. *Dahlia* (Dahlia) 2 sets of leaves

Class 23. *Gladiolus* (Gladiolus)

Class 24. *Lillum* (Lily)

Class 25. Any Other Worthy Named Specimen

Section D. “Far Out Foliage”

Eligible for Award of Merit, a Section Award

Hosta – single stem, length in proportion to leaf size.

Class 26. Small (up to 3" across)

Class 27. Medium (3" up to 6" across)

Class 28. Large (6" up to 8" across)

Class 29. Extra Large (over 8" across)

Section E. “Cool Shades”

Eligible for Arboreal Award, a Section Award

Trees – arboreal specimen must be no longer than 30" from apical tip to cut end and have several nodes.

Class 30. Conifers Tree

Class 31. Flowering/Fruited Tree

Class 32. Foliage Tree

(Horticulture Sections and Classes continued)

Section F. “Woody Beauties”

Eligible for the Arboreal Award, a Section Award

Shrubs – arboreal specimen must be no longer than 30" from apical tip to cut end and have several nodes.

Class 33. Conifers Shrub

Class 34. Flowering/Fruited Shrub

Class 35. Foliage Shrub

Section G. “In the Groove”

Eligible for Growers Choice Award, a Section Award

Flowering Container-Grown Plant/s – one genus, self-multiples, multiple plantings. Maximum container size – 12".

Class 36. *Begonia* (Begonia)

Class 37. *Impatiens* (Impatiens)

Class 38. *Orchid* (Orchid)

Class 39. *Pelargonium* (Geranium)

Class 40. Any Other Worthy Named Specimen

Section H. “Mixin' It Up”

Eligible for Growers Choice Award, a Section Award

Flowering and/or Foliage Combination Planting – three or more botanically different plants with similar cultural requirements such as light, water and humidity. Maximum container size – 12".

Class 41. Dish Garden

Class 42. Planter

Class 43. Terrarium

Scale of Points for Horticulture – Sections A to G

All cut or container-grown horticulture specimens and collections
(Arboreal, Flowering, Foliage, Fruit/Vegetable/Nuts)

See *Handbook for Flower Shows*, p. 129.

Criteria	Points
Conformance	5
Plant Identification	5
Peak of Perfection	
Form	20
Color	20
Maturity/Size	20
Condition/Blemishes	15
Grooming/Staging	
Grooming	10
Staging	5
Total	100

Scale of Points for Horticulture – Section H

Combination plantings and gardens
See *Handbook for Flower Shows*, p. 129.

Criteria	Points
Conformance	5
Plant Identification	5
Labeling	5
Peak of Perfection	
Form	10
Color	10
Condition/Blemishes	10
Show-Worthy Size	5
Overall Effect	30
Creative/Distinctive	5
Grooming	10
Staging	5
Total	100

Division III – Education Rules

1. Education Exhibits may be the work of more than one individual or organization unless a Student Judge or an Accredited Judge seeking exhibiting credit for preparing an educational exhibit.
2. Names of exhibitors may appear in the schedule **only** if the exhibits are not being judged.
3. An exhibit must occupy eighteen (18) square feet of surface area.
4. Some plant material is required. No artificial plant material is permitted.
6. Advanced registration is required with the Education Exhibits Chairman, **Nancy Gregory** at 414-916-1244 or enjaygee@yahoo.com by July 1, 2025.
7. Each exhibit will be staged on tables 72" inches long x 30" deep, draped in black, provided by Staging Committee with a black drape background.
8. Exhibits in competition will be judged using the Scale of Points for Education Exhibits listed below.

Division III – Education Exhibits

"Diggin' Native Wisconsin"

Eligible for Educational Award, a Division Award

Exhibit 1. "The Woodland"

Exhibit will explore woodland plants.

Exhibit 2. "The Prairie"

Exhibit will feature prairie plants.

Scale of Points for Education Exhibits

See Handbook for Flower Shows, p.130.

Criteria	Points
Educational Value	
Interest to Viewer	25
Clear, Concise Presentation	15
Adequate Signage	10
Conforms to NGC Objectives	10
Staging	
Craftsmanship/Technique	10
Distinction	10
Creativity and Expression	20
Total	100



Award Applications

If merited, the Floral Designers of Wisconsin will apply for:


- NGC Standard Flower Show #FS-1A
- WGCF Club Standard Flower Show #12
- WGCF Schedule Award #28
- WJC Educational Award #27

Schedule Review

Schedule was reviewed by Wendy Kramer, Wisconsin Garden Club Federation (WGCF) Flower Show Schedule Chairman, on April 21, 2025.

Special Thanks

Thanks to all Members of WGCF and the Staff of Grand Champion Hall for contributing to the success of the flower show.



Show Schedule as of April 21, 2025

